



अखिल भारतीय आयुर्विज्ञान संस्थान, नई दिल्ली-110029

(REVISIT)

ALL INDIA INSTITUTE OF MEDICAL SCIENCES, NEW DELHI -110029

आपातकालीन विभाग



(DEPT. OF EMERGENCY MEDICINE)

UHID No:105485169

आपातकालीन नं.(Emergency No): 2021/030/0080321

दिनांक DATE: 20/09/2021

समय TIME: 01:39:35 PM

NON-MLC

नाम NAME: MR. SHAKIR ALI

आयु AGE : 34 years 2 months 3 days

लिंग/SEX : M

S/O : MUNIR KHAN

पता ADDRESS:

मकान संख्या H.NO:

RIYAZ COLONY ALIGHAR

गली / मुहल्ला STREET/MOH:

शहर/प्रखंड CITY/BLOCK:

पिन PIN:

राज्य STATE:

UTTAR PRADESH

दूरभाष सं. PHONE NO:

स्थान Location:

SCREENING

द्वारा BROUGHT BY: Self:

Criticality: Red / Yellow / Green

Triage: Responsive/ Unresponsive	HR /min	BP mmHg	RR /min	spO2 %
----------------------------------	---------	---------	---------	--------

Shifted to Paeds/ Main/ New Emergency

Lexu x Swells

Presenting Complaints

Cough x woky
contact E TB ⊕

Primary Assessment (ABCDE) : Assessment Pentagon

Airway	Circulation	Disability
Open & stable: Yes/No If No.....	HR 78 /min	GCS 15/15
Breathing: RR 22/min Efforts: Normal/Poor/increased	CFT 4 secs.	Pupil size 3mm
Auscultation: Air entry: Normal/poor/Differential	BP 116/64 mmHg	Pupillary Reactions ER
Added sounds: None/Stridor/Wheeze/Crackles	Peripheral pulse: Poor/Good	Motor activity: Normal & Symmetrical/Asymmetrical/ Posturing/Flaccidity/Seizure
SpO2 on Room air 94%	Central pulse: Poor/Good	Blood Sugar.....mg/dl
	Skin temp. Warm/cool	Exposure: Temp.....
	Others	Colour: Normal/pallor/cyanosis /mottled
		Any other skin lesions.....

Diagnosis

2 Rx TB

CXR

Adv
Review & report
R. Singh



अखिल भारतीय आयुर्विज्ञान संस्थान, नई दिल्ली-110029
 ALL INDIA INSTITUTE OF MEDICAL SCIENCES, NEW DELHI -110029
 आपातकालीन विभाग



UHID No:10548

(DEPT. OF EMERGENCY MEDICINE)

दिनांक DATE: 20/09/2021

समय TIME: 01:38:48 PM

आपातकालीन नं.(Emergency No): 2021/030/0080320

NON-MLC

नाम NAME: **MRS. NAJMA NAJMA** आयु AGE : **32 years 2 months 3 days** लिंग /SEX : **F**
 W/O : SHAKIR ALI
 पता ADDRESS: मकान संख्या H.NO: **RIYAZ COLONY ALIGHAR** गली / मुहल्ला STREET/MOH:
 शहर/प्रखंड CITY/BLOCK: **UTTAR PRADESH** पिन PIN:
 राज्य STATE: दूरभाष सं. PHONE NO:
 स्थान Location: **SCREENING**
 Criticality: **Red / Yellow / Green**

द्वारा BROUGHT BY: Self : PT ATTENDENT

Triage:	Responsive/ Unresponsive	HR	/min	BP	mmHg	RR	/min	spO2	%
Shifted to Paeds/ Main/ New Emergency									

Presenting Complaints

*Low x 3 wks
 Cough x 3 wks
 Contact E TB*

Primary Assessment (ABCDE) : Assessment Pentagon

<p>Airway Open & stable : <u>Yes</u>/No If No..... Breathing: RR <u>26</u>/min Efforts: <u>Normal</u>/Poor/increased Auscultation: Air entry: <u>Normal</u>/poor/Differential Added sounds: None/Stridor/Wheeze/<u>Crackles</u> SpO2 on Room air.....<u>95</u></p>	<p>Circulation HR.....<u>92</u>/min CFT.....<u>9</u>secs. BP.....<u>122/78</u>mmHg Peripheral pulse: <u>Poor</u>/Good Central pulse: <u>Poor</u>/Good Skin temp: <u>Warm</u>/cool Others</p>	<p>Disability GCS.....<u>15/15</u> Pupil size.....<u>3</u>/min Pupillary Reactions.....<u>R/R</u> Motor activity: <u>Normal & Symmetrical</u>/Asymmetrical/ Posturing/Flaccidity/Seizure Blood Sugar.....mg/dl Exposure: Temp..... Colour:Normal/pallor/cyanosis /mottled Any other skin lesions.....</p>
---	--	--

Diagnosis

Pulmo TB

CR

*Adv
 Review to govt
 Palye*



अ० भा० आ० सं० अस्पताल / A.I.I.M.S. HOSPITAL
बहिरंग रोगी विभाग / Out Patient Department

अस्पताल के अन्दर धूम्रपान मना है। / SMOKING IS PROHIBITED IN HOSPITAL PREMISES

POC-126/21

शरीरमाद्यं खलु धर्मसाधनम्

OPR-6

New Patient
Clinic No. 2021/POC/101
Dept Reg. 2021/003/0007184

Paediatrics/POC/Unit-I
Name: Master. MD ALAM
S/O SHAKIR ALI

General/र०
कक्ष/Room: 14
Days: Monday
Queue No: N10
4Y 1M 24D पुरुष/M



UHID: 105444408

Date: 09/08/2021

ब०रो०वि० पंजीकृत सं०/O.P.D. Regn. No.

आयु Age	पता/Address

निदान/Diagnosis

T. ALL / Icicle / Consolidation

दिनांक/Date	उपचार/Treatment
<p>HT 97cm WT - 14kg</p> <p>- CXR - CT chest</p>	<p>No complaints</p> <p>Post-induction BMA - MR ⊕ MRD (-ve)</p> <p>Echo - (N) D/E - stable afebrile</p> <p>P/L/C - P/A - soft NO HSM</p> <p>Adv: - inj Ara-C 95mg - inj VCR 1mg IV stat - ITM dated for tomorrow -</p> <p>- cont 5-MP - cont. septan & sitz bath - FU in POPD on 25/8/21</p>

for disease status (response assessment)

CLEAN AND GREEN AIIMS / एम्स का यही संकल्प, स्वच्छता से काया कल्प

अंगदान-जीवन का बहुमूल्य उपहार / ORGAN DONATION - A GIFT OF LIFE

O.R.B.O., AIIMS, 26588360, 26593444, www.orbo.org Helpline - 1060 (24 hrs service)



अखिल भारतीय आयुर्विज्ञान संस्थान, नई दिल्ली-110029

ALL INDIA INSTITUTE OF MEDICAL SCIENCES, NEW DELHI -110029

आपातकालीन विभाग



(DEPT. OF EMERGENCY MEDICINE)

UHID No:105565355

आपातकालीन नं. (Emergency No): 2021/030/0076997

दिनांक DATE: 11/09/2021

समय TIME: 09:38:17 PM

NON-MLC

नाम NAME: MRS. NAJMA .

आयु AGE : 30 years

लिंग /SEX : F

W/O : SHAKIR ALI

पता ADDRESS:

मकान संख्या H.NO:

RIYAZ COLONY

गली / मुहल्ला STREET/MOH: DISTT ALIGHARH

शहर/प्रखंड CITY/BLOCK:

पिन PIN: 202001

राज्य STATE:

UTTAR PRADESH

दूरभाष सं. PHONE NO:

मोबाइल MOBILE NO:

स्थान Location: Paediatrics Emergency

द्वारा BROUGHT BY: Self : PATIENT ATTENDANT

Criticality: Red / Yellow / Green

Triage: Responsive/ Unresponsive HR /min BP mmHg RR /min spO2 %

Shifted to Paeds/ Main/ New Emergency

Presenting Complaints

Primary Assessment (ABCDE) : Assessment Pentagon

Airway	Circulation	Disability
Open & stable : Yes/No If No.....	HR...../min	GCS.....
Breathing: RR/min	CFT.....secs.	Pupil size...../min
Efforts: Normal/Poor/increased	BP.....mmHg	Pupillary Reactions.....
Auscultation: Air entry: Normal/poor/Differential	Peripheral pulse: Poor/Good	Motor activity: Normal & Symmetrical/Asymmetrical/ Posturing/Flacidity/Seizure
Added sounds: None/Stridor/Wheeze/Crackles	Central pulse: Poor/Good	Blood Sugar.....mg/dl
SpO2 on Room air.....	Skin temp: Warm/cool	Exposure: Temp..... Colour: Normal/pallor/cyanosis /mottled Any other skin lesions.....
	Others	

Diagnosis


CBAAA T - Negative

10/9/21

cfv Vomiting
= sed oral acceptance

Vitals HR: 100
RR: 24
SpO₂ - 98%
BP - 98/64
CRT: < 2 sec

Plan

- ① Tab Emset 4mg $\frac{1}{2}$ tab TDS

- ② ORS ad libitum
- ③ R/V in day care room

Gary

अखिल भारतीय आयुर्विज्ञान संस्थान, नई दिल्ली-110029
ALL INDIA INSTITUTE OF MEDICAL SCIENCES, NEW DELHI -110029
आपातकालीन विभाग

114 (REVISIT)



UHID No:105444408

(DEPT. OF EMERGENCY MEDICINE)

दिनांक DATE: 10/09/2021

समय TIME: 02:43:40 PM

NON-MLC

आपातकालीन नं. (Emergency No): 2021/030/0076590

नाम NAME: MASTER. MD ALAM

S/O : SHAKIR ALI

आयु AGE : 4 years 2 months 25 days

लिंग /SEX : M

पता ADDRESS:

मकान संख्या H.NO:

RIYAZ COLONY

शहर/प्रखंड CITY/BLOCK:

गली / मुहल्ला STREET/MOH: ALIGARH

राज्य STATE:

UTTAR PRADESH

पिन PIN:

दूरभाष सं. PHONE NO:

स्थान Location:

Paediatrics Emergency

द्वारा BROUGHT BY: Relative : FATHER

Criticality: Red / Yellow / Green

Triage: Responsive/
Unresponsive

HR

/min

BP

mmHg RR

/min

spO2

%

Shifted to Paeds/ Main/ New Emergency

Presenting Complaints

Handwritten notes:
Kleco T-ALL ↓ Peds mlo
Sent from Co day care for Rehydmt
do V mdring - 3 days (poor chews)
↓ some intake - 1 day
↓ some output - (N)

Primary Assessment (ABCDE) : Assessment Pentagon

Airway <i>macrom - day</i>	Circulation <i>No nlo fem/ close spm</i>	Disability
Open & stable: Yes/No If No.....	HR... <i>118</i> /min	GCS..... <i>C4 M2</i>
Breathing: RR... <i>27</i> /min	CFT... <i>2</i> secs.	Pupil size... <i>2</i> /min
Efforts: Normal/Poor/increased	BP... <i>92/60</i> mmHg	Pupillary Reactions... <i>RFL</i>
Auscultation.	Peripheral pulse: Poor/Good	Motor activity:
Air entry:	Central pulse: Poor/Good	Normal & Symmetrical/Asymmetrical/ Posturing/Flaccidity/Seizure
Added sounds:	Skin temp <i>Warm</i> /cool	Blood Sugar.....mg/dl
<i>None</i> /Stridor/Wheeze/Crackles	Others	Exposure:
SpO2 on Room air... <i>98.7</i> %	<i>PLA - skin mch (N)</i>	Temp..... Colour: Normal/pallor/cyanosis /mottled Any other skin lesions.....
<i>WT - 13.2 kg</i>		

Diagnosis

past chemo emetiv & some dehydmt

- IV Camule
- ORL
- VBS
- Blood clt

Adm
SpO2 98.7
 100 RL 660me 1hr over 4hr
 25 emetiv 2ms 1hr over
 ↓
 Reassess

Signature

PASS ISSUED,



अखिल भारतीय आयुर्विज्ञान संस्थान, नई दिल्ली-110029
 ALL INDIA INSTITUTE OF MEDICAL SCIENCES, NEW DELHI -110029
 आपातकालीन विभाग

(REVISIT)



(DEPT. OF EMERGENCY MEDICINE)

UHID No:105444408

आपातकालीन नं. (Emergency No): 2021/030/0054885

दिनांक DATE: 08/07/2021

समय TIME: 08:27:54 PM

NON-MLC

नाम NAME: MASTER. MD ALAM

आयु AGE : 4 years 23 days

लिंग/SEX: M

S/O : SHAKIR ALI

पता ADDRESS: मकान संख्या H.NO:

RIYAZ COLONY

गली / मुहल्ला STREET/MOH: ALIGARH

शहर/प्रखंड

पिन PIN:

CITY/BLOCK:

राज्य STATE:

UTTAR PRADESH

दूरभाष सं. PHONE NO:

स्थान Location:

Paediatrics Emergency



द्वारा BROUGHT BY: Relative : FATHER

Criticality: Red / Yellow / Green

Triage: Responsive/
Unresponsive

HR

/min

BP

mmHg RR

/min

spO2

%

Shifted to Paeds/ Main/ New Emergency

C/O TALL / Dehydration plan

Presenting Complaints

fever & 2 day. (max 102°f)
cough
sore throat 1 day

Primary Assessment (ABCDE) : Assessment Pentagon

Airway	Circulation	Disability
Open & stable : Yes/No If No.....	HR...../min	GCS.....
Breathing: RR/min Efforts: Normal/Poor/increased	CFT.....secs.	Pupil size...../min
Auscultation: Air entry: Normal/poor/Differential	BP.....mmHg	Pupillary Reactions.....
Added sounds: None/Stridor/Wheeze/Crackles	Peripheral pulse: Poor/Good	Motor activity: Normal & Symmetrical/Asymmetrical/ Posturing/Flaccidity/Seizure
SpO2 on Room air.....	Central pulse: Poor/Good	Blood Sugar.....mg/dl
UR - 13.806	Skin temp: Warm/cool	Exposure: Temp..... Colour: Normal/pallor/cyanosis /mottled
	Others	Any other skin lesions.....

Diagnosis

TALL & fever / URS



ALL INDIA INSTITUTE OF MEDICAL SCIENCES

DEPARTMENT OF PEDIATRICS

C5 DAYCARE SHORT ADMISSION

DISCHARGE SUMMARY


Name	Md Alam	Gender	Male
Age	4 YEAR	Unit	III
UHID	105444408	DOA	31.07.2021
Diagnosis	B-ALL	DOD	31.07.2021
Consultant	DR S K KABRA/DR.RACHNA SETH/DR.ADITYA GUPTA/DR. J.P. MEENA		

Procedure and monitoring note:

Child was admitted for ITM+CSF. Procedure was done under aseptic precaution and sample was sent. Child remained hemodynamically stable throughout the hospital stay.

Advice on discharge:

1. To collect reports, room no. 50, pediatric OPD after 3 days.
2. To remove dressing after 2 days.
3. F/U in Pediatric OPD/ c5 DAYCARE


Senior resident
Dr. Gokul/Dr. Kruthika/Dr Shilpa

junior resident
Dr. Raman/Dr Arjun



अखिल भारतीय आयुर्विज्ञान संस्थान, नई दिल्ली-110029
 ALL INDIA INSTITUTE OF MEDICAL SCIENCES, NEW DELHI -110029
 आपातकालीन विभाग

(REVISIT)

(DEPT. OF EMERGENCY MEDICINE)



UHID No:105444408

आपातकालीन नं.(Emergency No): 2021/030/0058195

दिनांक DATE: 19/07/2021

समय TIME: 04:28:25 PM

NON-MLC

नाम NAME: MASTER. MD ALAM

आयु AGE : 4 years 1 months 4 days लिंग/SEX : M

S/O : SHAKIR ALI

पता ADDRESS: मकान संख्या H.NO: RIAZ COLONY गली / मुहल्ला STREET/MOH: ALIGARH
 शहर/प्रखंड CITY/BLOCK: UTTAR PRADESH पिन PIN:
 राज्य STATE: दूरभाष सं. PHONE NO:

द्वारा BROUGHT BY: Relative : MOTHER

स्थान Location: Paediatrics Emergency
 Criticality: Red / Yellow / Green

Triage: Responsive/ Unresponsive HR /min BP mmHg RR /min spO2 %

Shifted to Paeds/ Main/ New Emergency

40 T-ALL

on induction

Received L-asparaginase on 17/7

Presenting Complaints

Primary Assessment (ABCDE) : Assessment Pentagon

Now E fever x 1 day (low F)
 Occasional cough

<p>Airway</p> <p>Open & stable: Yes/No If No.....</p> <p>Breathing: RR 20/min Efforts: Normal/Poor/increased</p> <p>Auscultation: Air entry: Normal/poor/Differential</p> <p>Added sounds: None/Stridor/Wheeze/Crackles</p> <p>SpO2 on Room air: 99</p>	<p>Circulation</p> <p>130</p> <p>HR...../min 120/100</p> <p>CFT.....secs. 10/12</p> <p>BP.....mmHg</p> <p>Peripheral pulse: Poor/Good</p> <p>Central pulse: Poor/Good</p> <p>Skin temp: Warm/cool</p> <p>Others</p>	<p>Disability</p> <p>GCS: 15/15 2m</p> <p>Pupil size...../min R=L</p> <p>Pupillary Reactions.....</p> <p>Motor activity: Normal & Symmetrical/Asymmetrical/ Posturing/Flacidity/Seizure</p> <p>Blood Sugar.....mg/dl</p> <p>Exposure: Temp: 37.5 Colour: Normal/pallor/cyanosis /mottled Any other skin lesions.....</p>
---	--	--

Diagnosis

Peds since opation

wt = 12.5 kg

CBC
 VBG
 Blood U/S
 RAT
 CXR

[Signature]
 Dr. K...

C/S/b Ped oncology team (Dr Kuku / Dr
Harbali)

1/0 TALL / Induction / ~~Enzo~~ D32

1/0 cough 7/day fever maximum 102°F.

No fast breathing, loose stools, pain abdomen,
oral ulcers.

16/7/21: ~~Dr Kuku~~ Child previously
received iv
last chemo: 17/7/21 (Zonyr - Amkarin)
L-asparaginase. iv FN (8/7/21 -
12/7/21)

O/E: HR: 128bpm pulses well palpable.
RR: 24rpm.
SpO₂: 100%
- Nasal discharge (+) - ear: no discharge.
- No oral ulcers

last counts:
12/7/21: 9.5 $\frac{2070}{\approx 1200}$ ANL < 1.7 TL

- Throat: tonsils enlarged grade II
but no white patches

Impression:
TALL / Induction / D32
± possible mycoplasma
neutropenia ±
Respiratory fns ? URTI.

CVS: S1S2 (N), normal

LS: Air entry equal no
added sounds

PA: Soft, non-tender
Lungs (+) 2cm + Rem
No pleural effusion.
BS (+)

Plan: → CBC / RFT + S/E / Blood c/s /
CXR / Covid CBNAAT

→ as Zonyr - Amkarin received last
week:

CNS: No meningeal signs
No focal deficit

6:35 PM Jnj ~~Amkarin~~ 1.4g iv 8hly.
6:35 PM Jnj Teicoplanin 140mg 12hly x3
f/b 2 hourly

→ Will/w when report + CXR are kn:
ready. KATASGM



प्रयोगशाला अबुर्द विज्ञान, डॉ भीमराव अम्बेडकर संस्थान रोटरी कैंसर अस्प
अखिल भारतीय आयुर्विज्ञान संस्थान नयी दिल्ली -110029
LABORATORY ONCOLOGY , Dr B.R.A. Institute Rotary Cancer Hospital All India In:
of Medical Sciences , New Delhi-110029

UHID:	105444408	Reg Date :	15/06/2021 02:11 PM
Patient Name :	Master. MD ALAM		
Sex :	Male	Age :	4 years 2 months 22 da
Department :	Paediatrics	Unit Name :	Unit-III
Unit Incharge :	Dr. S. K. KABRA	Sample Collection Date:	07/09/2021 08:57 AM
Lab Name:	Oncology Lab	Lab Sub Centre:	Lab Oncology (IRCH)
Sample Received Date:	08/09/2021 11:49 AM	Report Generated Date:	09/09/2021 01:59 PM
Dept / IRCH No:	0	Recommended By:	Mr. nitin .
Lab Reference No:	3073		
Ward Name:	C5 DAY CARE /7		

Sample Details : LOI-070921024-PS (Blood)

PS

WBC :

N	52	L	45	E	M	3	B	Meta	Myelo	Pro
Blast		Others								

Cell Morphology

RBC:	Ncyt +	Nchrom	+ Aniso +	Micro +	Macro	Polk	Elipto
Dachro	Schisto	Acantho					
	Crenat	Sphero	Blister	Bite	Hypo +	Target	Polychr
Anisochrom	Nucleated RBC						
	HJ Body	Baso Stipl	Cabot ring	Parasite	Rouleaux	Agglutination	C

PLATELETS: adequate (few platelets clumps seen).


Notes:

Senior Resident: Dr Mita Patel

Consultant Incharge Dr Amar Ranjan



**ALL INDIA INSTITUTE OF MEDICAL SCIENCES
(AIIMS)
New Delhi**



UHID: 105444408 Reg Date: 15/06/2021 02:11 PM
 Patient Name: Master. MD ALAM Age: 4 years 11 days
 Sex: Male Department: Paediatrics
 Unit Name: Unit-III Unit Incharge: Dr. S. K. KABRA
 SRF ID:

Sample Details: MBL-260621005 (Blood) Collection Date :26/06/2021 02:02 AM

Report Generated on: 02/09/2021 02:34 PM

Blood for Culture

Result of investigation:

Result: Sterile

Sample Details : LOI-260621010-PS (Blood) Collection Date :26/06/2021 08:12 AM

PS

WBC :		L		E		M		B		Meta		Myelo		Pro	
N		Blast		Others											
Cell Morphology															
RBC:	Ncyt	Nchrom	Aniso	Micro	Macro	Polk	Elipto	Dachro	Schisto						
Acantho															
	Crenat	Sphero	Blister	Bite	Hypo	Target	Polychr	Anisochrom	Nucleated						
RBC															
	HJ Body	Baso Stipl	Cabot ring	Parasite	Rouleaux	Agglutination	Others								

PLATELETS:

Notes: Refer to peripheral smear P -1941/21.

Senior Resident: Dr Tanya Prasad
 Consultant Incharge Dr Amar Ranjan

Sample Details : EMB-260621293 (Blood) Collection Date :26/06/2021 02:35 PM

Test Name	Observation Result	Biological Reference Interval	Verification Comment(s)
SODIUM	130 millimol/litre	135 - 145 millimol/litre	
POTASSIUM	3.7 millimol/litre	• 3.5 - 5.5 millimol/litre	
IONIZED CALCIUM	6.3 millimol/litre	• 1.1 - 1.4	

The mentioned value represents for Total Calcium (mg/dl)



प्रयोगशाला अबुर्द विज्ञान, डॉ भीमराव अम्बेडकर संस्थान रोटरी कैंसर अस्पताल
अखिल भारतीय आयुर्विज्ञान संस्थान नयी दिल्ली -110029
LABORATORY ONCOLOGY, Dr B.R.A. Institute Rotary Cancer Hospital All India Inst
of Medical Sciences, New Delhi-110029

UHID:	105444408	Reg Date :	15/06/2021 02:11 PM
Patient Name :	Master. MD ALAM		
Sex :	Male	Age :	4 years 11 days
Department :	Paediatrics	Unit Name :	Unit-III
Unit Incharge :	Dr. S. K. KABRA	Sample Collection Date:	26/06/2021 08:12 AM
Lab Name:	Oncology Lab	Lab Sub Centre:	Lab Oncology (IRCH)
Sample Received Date:	26/06/2021 11:30 AM	Report Generated Date:	28/06/2021 05:52 PM
Dept / IRCH No:	0	Recommended By:	Dr. vijay kumar
Lab Reference No:	1942		
Ward Name:	C5		

Sample Details : LOI-260621010-PS (Blood)

PS

WBC :

N	L	E	M	B	Meta	Myelo	Pro	
Blast		Others						
Cell Morphology								
RBC:	Ncyt	Nchrom	Aniso	Micro	Macro	Polk	Elipto	Dachro
Schisto	Acantho							
	Crenat	Sphero	Blister	Bite	Hypo	Target	Polychr	
Anisochrom	Nucleated RBC							
HJ Body	Baso Stipl	Cabot ring	Parasite	Rouleaux	Agglutination			C

PLATELETS:

Notes: Refer to peripheral smear P -1941/21.

Senior Resident: Dr Tanya Prasad

Consultant Incharge Dr Amar Ranjan

Authorized Sig

33.					
34.					
35.	24/9/21				

23/7
 lymphoma clear cell
 achieved

*2 more doses if CNS disease is positive (day 22,29) Day 8
 PS.....

Day 8 CSF report.....

BMI at end of induction (cellularity, blast count & MRD) -

At day 35 optional

Echo - 60-65% EF
 (N) study.
 BMA in remission
 MRD (-ve)

NIH

Volumetric measurement of tumor mass should be done at presentation and after 35 days with CT scan. More than/equal to 35% reduction in tumor mass is response (remission)

Intrathecal methotrexate (ITM)

< 2 yrs	8 mg
2- < 3 yrs	10 g
> 3 yrs	12 mg

Cotrimoxazole (PO)

Body surface area(sq m)	cotrimoxazole	Trimethoprim	sulfamethoxazole
0.50-0.75	240 mg BD	40mg BD	200mg BD
0.76- 1.00	360 mg BD	60mg BD	300mg BD
>1.0	480 mg BD	80mg BD	400mg BD

BD for 2 days (Saturday & Sunday)

N.B → 0
 No platelet →
 Toxicity → fever



प्रयोगशाला अर्बुद विज्ञान, डॉ भीमराव अम्बेडकर संस्थान रोटरी कैंसर अस्पताल
अखिल भारतीय आयुर्विज्ञान संस्थान नयी दिल्ली -110029
LABORATORY ONCOLOGY , Dr B.R.A. Institute Rotary Cancer Hospital All India Institute
of Medical Sciences , New Delhi-110029

4/नव/21

UHID:	105444408	Reg Date :	15/06/2021 02:11 PM
Patient Name :	Master. MD ALAM	Age :	4 years 1 month 8 days
Sex :	Male	Unit Name :	Unit-III
Department :	Paediatrics	Sample Collection Date:	23/07/2021 11:38 AM
Unit Incharge :	Dr. S. K. KABRA	Lab Sub Centre:	Lab Oncology (IRCH)
Lab Name:	Oncology Lab	Report Generated Date:	27/07/2021 06:24 PM
Sample Received Date:	26/07/2021 12:37 PM	Recommended By:	Dr. vijay kumar
Dept / IRCH No:	0		
Lab Reference No:	1894		
Ward Name:	C5 DAY CARE /7		

Sample Details : LOI-230721090-AP (Bone Marrow)

BMA PS

Report: Cellular bone marrow aspirate shows haematopoietic cells of all series (M:E=1,5:1) with 2 - 3% blasts.

Peripheral blood smear shows thrombocytosis.

Imp : Bone marrow is in morphological remission.

Advice : Correlate with FCMI

Conclusion

Senior Resident: Dr Shilpa Anupurba

Consultant Incharge: Dr Ritu Gupta

Authorized Signatory

105444408
 Md Alam.
 Ay/M.
 Wt = 14 kg.
 Ht = 105 cm
 BSA = 0.6m².

T-ALL/NHL

induction

Weeks 1-5(35 days)

Days	Prednisolone 60mg/sqm 3 DD,max dose ;120mg	Dexa 10 mg/sqmPO with antacid 2 dd (6y)	VCR 1.5 mg/Sqm IV push	L asparginase 10000nits IMsqm	DNR25mg/sqm IV infusion 60 mts	ITM* (Age appr)
1.	-----	✓ 17/6				
2.	-----	✓ 18/6				
3.	-----	✓ 19/6				
4.	-----	2d (W/H) 19/6				
5.	-----	Rest 20/6				
6.	22/6					
7.	23/6					
8.	-----	25/6	25/6		25/6	
9.	-----					
10.	-----					
11.	-----					
12.	-----					
13.	-----					
14.	-----					
15.	-----		✓ 2/7	✓ 2/7	2/7	
16.	-----					
17.	-----					
18.	-----					
19.	-----					
20.	-----					
21.	-----		09/07	08/07		
22.	-----					
23.	-----					
24.	-----					
25.	-----					
26.	-----					
27.	-----	15/7				
28.	-----	16/7				
29.	-----		17/7			
30.	-----					
31.	-----					
32.	-----					

1 day dexa was (W/H) so, 1 day dmissed stored.

← style cyclophosph @ 200mg/m²

CSF was done but acellular ITM not given lymphocytes so to catch up ITMS (sample not sent)

9/7 (Cerebrum)

Pediatric Oncology, Department of Pediatrics, AIIMS, New Delhi

Dg CSF Acellular - ITM not given in no suspected meningitis
 Dg P/S NO blast
 cytopath CSF → Occasional Gupheft

1

